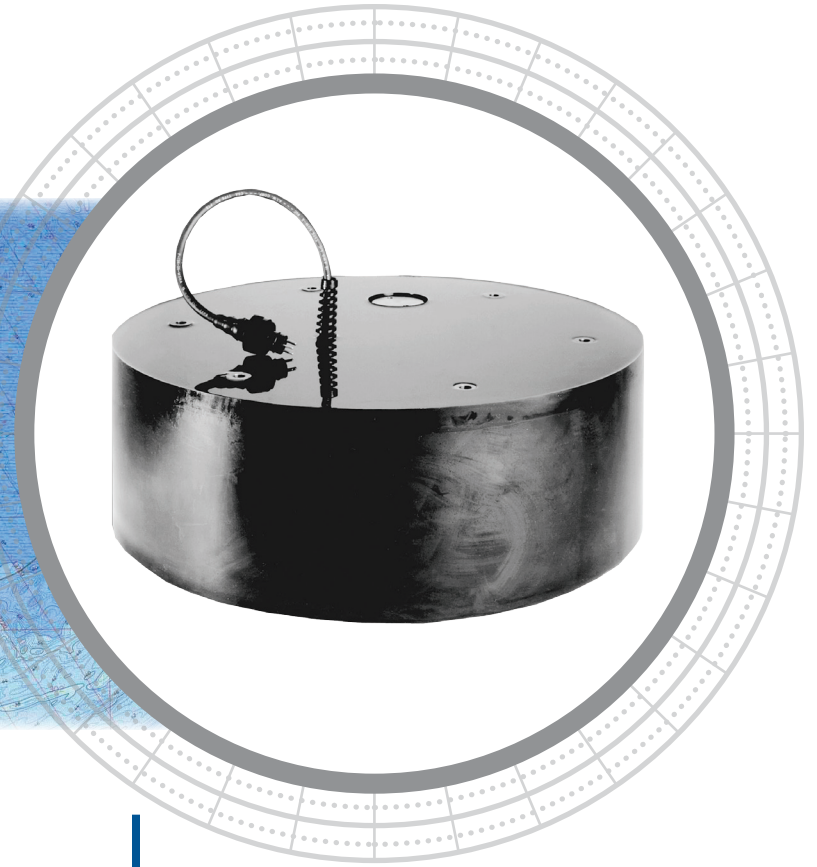


# M187



## Exceptional Bottom Detail

M187 features a low-frequency, narrow-beam array for exceptional deep-water performance and sub-bottom detail. Because the array is highly efficient and low-ringing it gives exceptional bottom and sub-bottom profiling.

## Options

- Impedance to customer's specifications using matching transformer
- Available as special-order unit with 24 kHz, 28 kHz, 33 kHz, or broadband arrays

## External-Mount

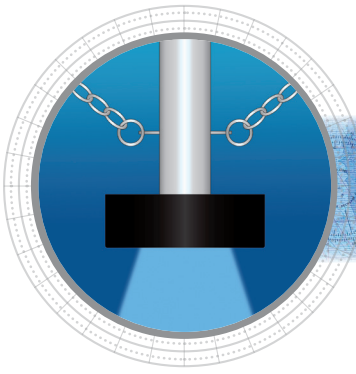
# 6 - 8 kW

## Applications

- Deep sea survey
- Sub-bottom profiling

## Features

- Matching transformer provides pure, resistive load
- Transducer features a transformer-access pocket for simplified, field repair
- Stuffing tubes are available to form a watertight conduit for cable routing and are available in a variety of materials to match all hull types
- Housing features six, threaded, mounting points
- Can be mounted as an in-hull in a fiberglass hull
- Seamless, SEALCAST™, urethane housing for long life underwater



## Technical Information

Frequencies	Configuration	Beamwidth (@-3 dB)	RMS Power (kW)	FOM (dB)	Q	Series Impedance [R-jX]
10 kHz-H		16°	6 kW	-2	4	50-j0(Ω)
15 kHz-B		11°	8 kW	-2	6	100-j0(Ω)

### SPECIFICATIONS

**Weight:** Varies depending on configuration (Call for weight)

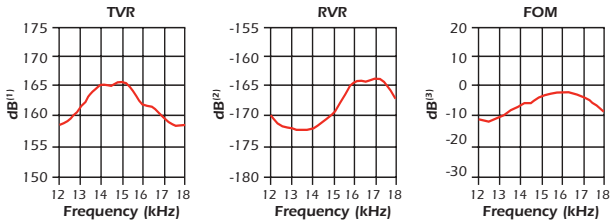
**Acoustic Window:** Urethane

**Cable Type:** C-43  
Shielded twisted pair (2-14 AWG) with braided shield, black neoprene jacket, 10 mm (13/32") diameter

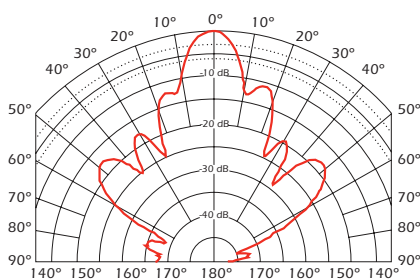
### Technical Data—15 kHz-B

TVR in dB re 1 μPa/Volt at 1 m

FOM in dB re 1 Volt/μPa



### Directivity Pattern—15 kHz-B



### DIMENSIONS

1/2-20 UNF stainless steel threaded insert  
6 places equally spaced on a  
ø 431 mm (17.00") bolt circle

